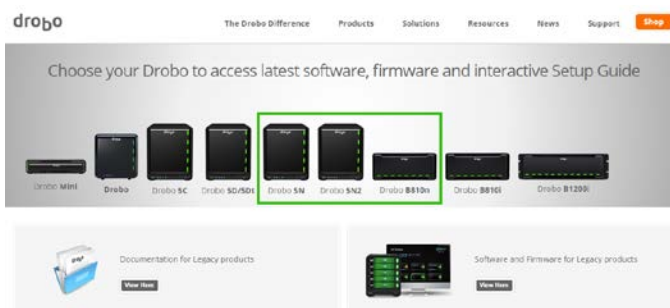


# DroboPix Quick Set-Up Guide

App for Drobo B810n, Drobo 5N2 and Drobo 5N



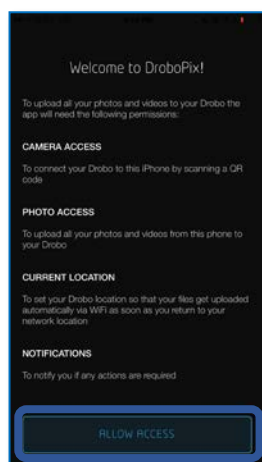
## 1. Install the Software

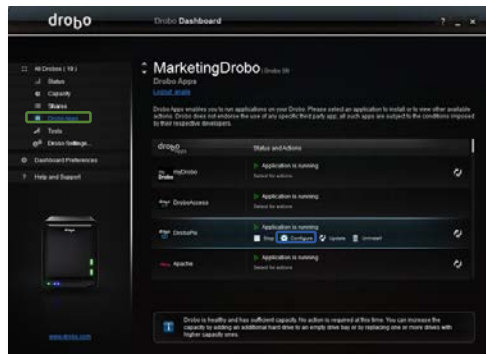
- Download the latest firmware version for your Drobo, go to <http://www.drobo.com/docs/>
- Download the latest Drobo Dashboard version for your Drobo, go to <http://www.drobo.com/docs/>



## 2. Install the App on your Android or iOS Device

- Go to the AppStore or Google Play and search for DroboPix, select the app
- Install the app on your Android or iOS device by pressing “Install application”
- Open the DroboPix app on your device
- Press the “ALLOW ACCESS” button at the bottom of the screen to finish installing the DroboPix app
- Press “Allow” if any additional dialog boxes pop-up on your device





### 3. Install the App on your Drobo

- Open the Drobo Dashboard on your computer
- Select the Drobo that you will use to upload your pictures and videos
- Go to “Drobo Apps” on the main menu, on the left-hand side
- From the list of Drobo Apps select the DroboPix app, click “Install” and then set-up the app by clicking “Configure”

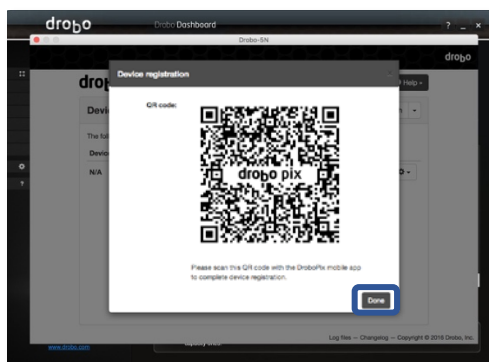


### 4. Configure your Drobo

- The DroboPix Device Configuration window will appear
- Using Drobo Dashboard, select “Add device” (DroboPix may take up to 5 min to register with the myDrobo platform before the “Add device” button appears)

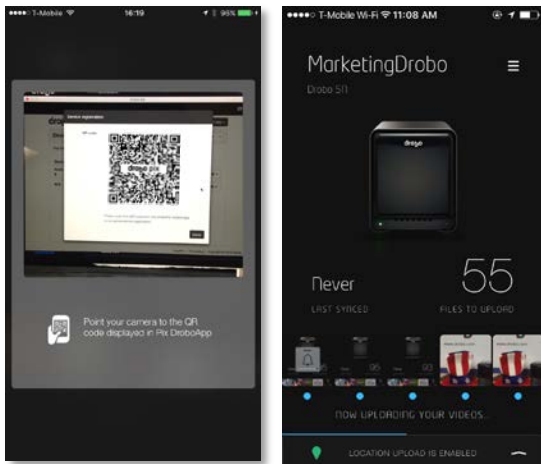


- Choose the location where you want your photos and videos stored, by selecting the share inside your Drobo from the drop down menu “Upload location”
- Once selected click on the “Add” button



### 5. Link your Android or iOS Device to the Drobo

- The DroboPix QR code will appear on your Drobo Dashboard



## 6. Start Using DroboPix

- Using the DroboPix app on your Android or iOS device scan the QR code on the Drobo Dashboard, simply place your phone in front of the QR code
- This automatically sets up a user account on your phone and detects your current location
- Your images will automatically upload once you are in range of your Wi-Fi network, no need to open the app

\*Drobo recommends you allow your first upload to complete before closing the app.

## DroboPix App

Automatically Stream your Camera Roll from your Android or iOS Device to your Drobo

